
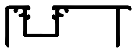







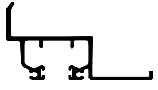



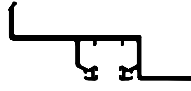


CUSTOMER NAME		CUSTOMER #	JOB NAME			P.O. NUMBER			COLOR		ORDER DATE		DATE NEEDED		
HD HD Centermate  Available With an Add On Charge	F HV Adj. Track 	#	FINISHED WIDTH	NOTE: FINISHED HEIGHT	TOP TRACK	BOTTOM TRACK	LOCK LOCATION	8", 20", 30", 36", 48" LOCKING RODS		STARTERS		C1 Is The Standard Centermate CENTERMATES		DIVIDE BLADES	
								TOP	BOTTOM	LEFT	RIGHT	LEFT	RIGHT		
C1 HV Centermate # 1  Standard Centermate	A HV Adj. Adaptor 	2													
		3													
C2 HV Centermate # 2  Floating Stack Only	WO HV Walkover Track 	4													
		5													
C3 HV Centermate # 3  Outside Corner Only	HVC HV Ceiling Track 	7													
		8													
D.3 HV 3/8" Starter 	HV.3 HV 3/8" B/O Track 	9													
		10													
NOTE: THE FINISHED HEIGHT (TOP OF THE HEADER TO THE BOTTOM OF THE SILL) INCLUDING FLANGES															
D1 HV 1" Starter 	HV1 HV 1" B/O Track 	#	ANGLE	ANGLE	ANGLE	ANGLE	ANGLE	ANGLE	SPECIAL NOTES						
		#	1 X 1 X 1/16	1 X 2 X 1/16	2 X 2 X 1/8	2 X 3 X 1/8	2 X 4 X 1/8	2 X 5 X 1/8							
D2 HV 2" Starter 	HD2 HD 2" B/O Track 	1													
		2													
		3													
		4													
		5													
		6													
		7													
		8													
		9													
		10													